

# 8

This session's song



# LA ARBOLEDA - THE WOOD

Focus word: Halloween ~ Halloween (hah-loh-win)



Actions

## Halloween Dance ~ El Baile de Halloween

**1** Have you seen the scary witch, the scary witch, of Halloween?  
 Has visto la bruja, la bruja de halloween?  
 She rides her broom like this...  
 monta la Escoba como asi  
 Witch laughing sound


**2** Have you seen the black cat, the black cat of Halloween,  
 Has visto el gato negro, el gato negro de Halloween?  
 It meows like this...maulla como asi  
 Meow meow meow meow


**3** Have you seen the monster, the monster of Halloween?  
 Has visto el monstruo, el monstruo de halloween?  
 He makes a grumble like this, gruñe como asi....  
 Grumble sound


**4** Have you seen the ghost, the ghost of Halloween?  
 Has visto el fantasma, el fantasma de Halloween?  
 He flies around like this, vuela como asi  
 Oooo sound


**5** Can you scare them all away, the scary things of Halloween?  
 Espanta a todas las cosas de Halloween,  
 Let's do a big BOO! Decimos ¡BU!  
 Boo! Boo! ¡Bu! ¡Bu!


## Suggested actions and movement

 Make a witch action with thumb and index finger pulling away from the nose in a point.  
 Then pretend to ride a broom around the room.

 Make black cat action using both hands in front of the body and closing them like cat's claws.  
 Then move around the room like a cat.

 Make a monster action with arms and hands loosely held out in front of body and a monstrous looking expression on the face!  
 Then move around the room slowly like a monster.

 Spread arms out wide to make a ghost action then move around the room flying like a ghost.

 Hide face behind hands and make a peekaboo action showing a scary expression on the face then enjoy moving around the room scaring all the Halloween things away to finish!

## Suggested adaptations

0-1yr

Halloween can be quite frightening for really little ones, so enjoy making some funny faces and actions for your little one and playing some peekaboo to finish the song.

# 8



# LA ARBOLEDA - THE WOOD

Focus word: Halloween ~ Halloween (hah-loh-win)



## Why not try...

### Witches Brew

~

### Poción de bruja



Equipment:

Cauldron or large bowl, large box of bicarbonate of soda, water, large bottle of white vinegar, food colouring, plastic bugs, wooden spoons, ladle, smaller bowls.

1. Pour around 800ml of water into the bowl (depending on the size of your 'cauldron')
2. Add food colouring, 3 heaped tbsp of bicarbonate of soda and plastic bugs if you have them.
3. Stir it up, then add tablespoons of vinegar at a time and watch it start to fizz!
4. Children can continue to add bicarb of soda and vinegar to enjoy the fizzing until you run out!
5. Add an element of role play by 'serving out the brew' to friends or family imagining what effect it will have!

Ensure children don't drink it of course!



EYFS Curriculum links

## Areas of Learning

Communication & Language

Physical Development

Personal, Social & Emotional Development

Understanding the World

Expressive Arts and Design

Resources required:  
Space for movement

## Observation Opportunities



Listen & respond to a simple instruction by copying actions in song

Use the whole body to make large movements around a given space.

Negotiate space carefully when moving within a group or designated area.

Understand that Halloween is a festival celebrated around the world.

Take part and engage with simple pretend play acting out the roles of witch, cat, monster & ghost.

